

medbar®

Cardboard Camera Cover



REF 202-01



CE 2292

STERILE EO



Cardboard Camera Cover

Intended Use

Camera Cover is used for isolating nonsterile surgery camera cables which is taken into the sterile area during the surgical procedures and kept in. Especially in endoscopic, arthroscopic and etc. surgeries, the probe cable which cannot be sterilized is passed through the sterile camera cover thus contamination risk from cables to the media and patient is removed. At the same time the device protects the cables from liquids dispersed into the media during the process. The cable of the camera is passed through the Camera Cover easily. The cover is kept stationary by linking to a cable or a probe with a strip which is on the cover.

Components of The Product

Medbar brand Cardboard Video Camera Cover (202 01) consists of 3 parts:

- Cardboard,
- Cover and
- Adhesive tape.

Product Features

- Centralized hanger hall.
- Telescopically folded.
- Single layer thickness is 40 micron.
- Eight layer folding allows the cover to pass over the camera easier and faster.
- Compatible with all endoscopic cameras.
- Different sizes available.



Quality

- CE marked according to 93/42/EEC Medical Device Directive and classified as Class I sterile medical device.
- Manufactured under ISO 13485 Quality Management System standard.
- Notified Body: UDEM LTD A.Ş. (2292)
- EC Certification No: M.2016.106.7000
- GMDN Code: 37450

Biocompatibility

- Biologic evaluation of Cardboard Camera Cover done according to ISO 10993-1.
- Manufactured under ISO 13485 Quality Management System standard.
- The products do not incorporate a substance of a human blood derivative, animal originated tissues, phthalates, medicinal product, radioactive materials and electromagnetic waves.

Sterilization

- Sterilized with Ethylene Oxide. Validated for ISO 11135 standard.

Shelf Life

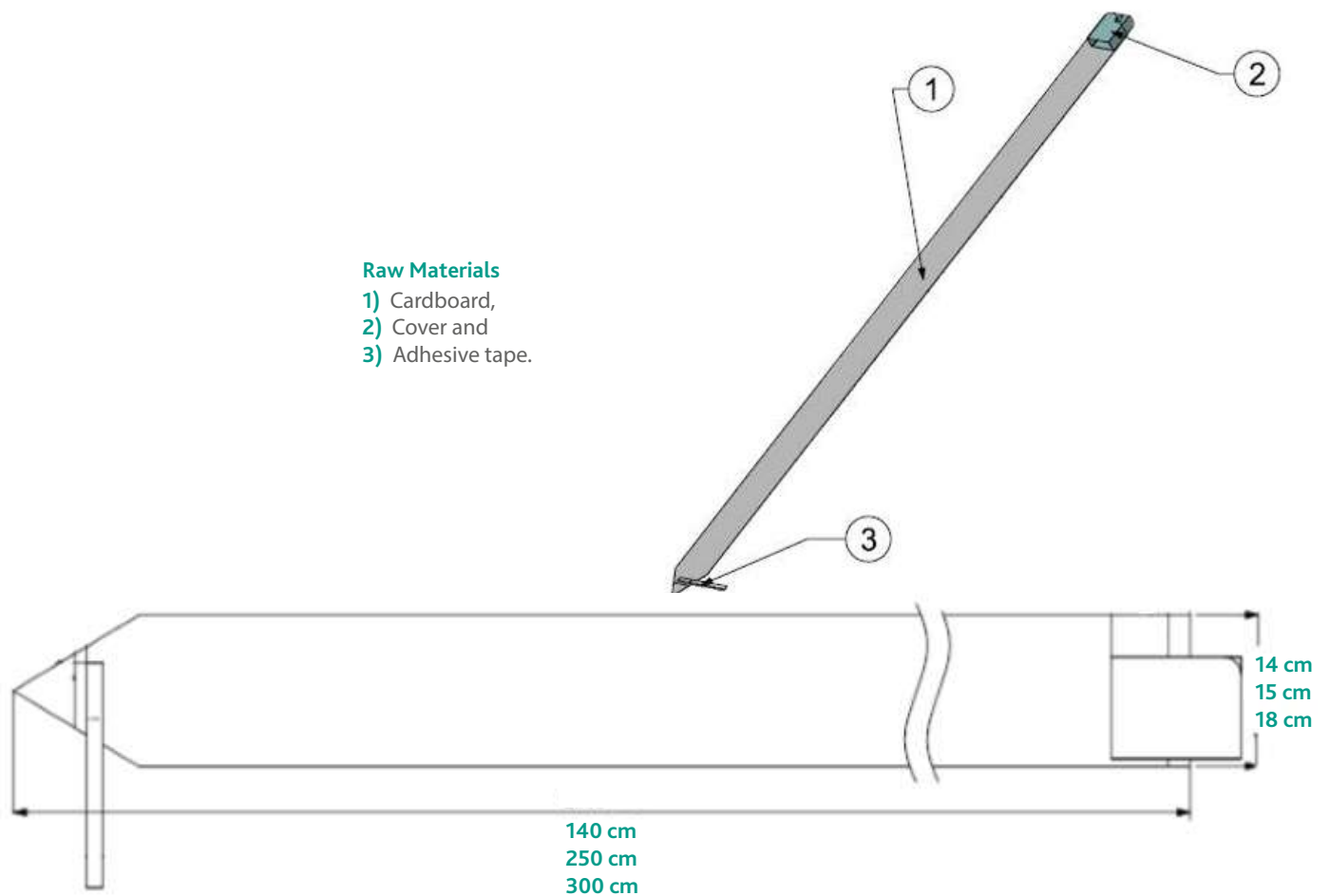
5 years.

| REF NO | PRODUCT NAME | STERILIZATION | PACKAGING UNIT |
|--------|----------------------------------|---------------|------------------|
| 202-15 | Cardboard Camera Cover 14x140 cm | EO | 50 pcs inner box |
| 202-01 | Cardboard Camera Cover 14x250 cm | EO | 400 pcs outerbox |
| 202-25 | Cardboard Camera Cover 14x300 cm | EO | Box Dimensions: |
| 202-16 | Cardboard Camera Cover 18x300 cm | EO | 38*47*43 cm |
| 202-17 | Cardboard Camera Cover 18x250 cm | EO | |

Cardboard Camera Cover

Technical Drawing

Cardboard Camera Cover



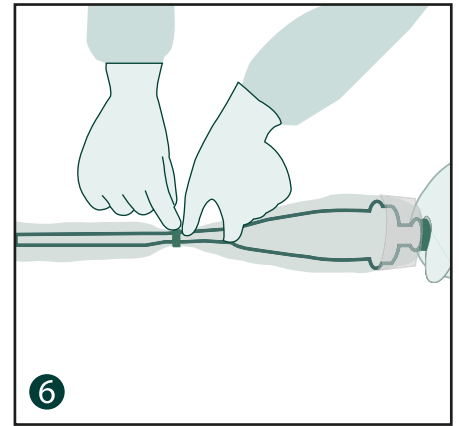
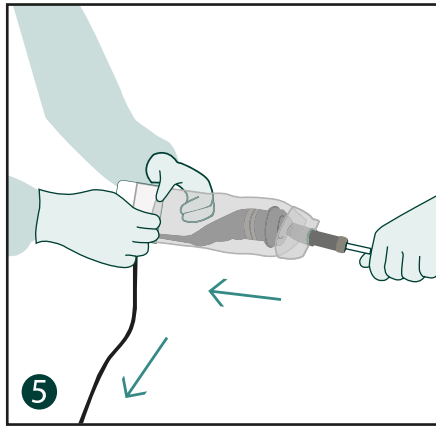
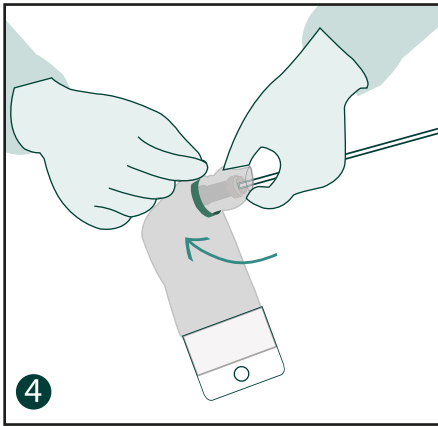
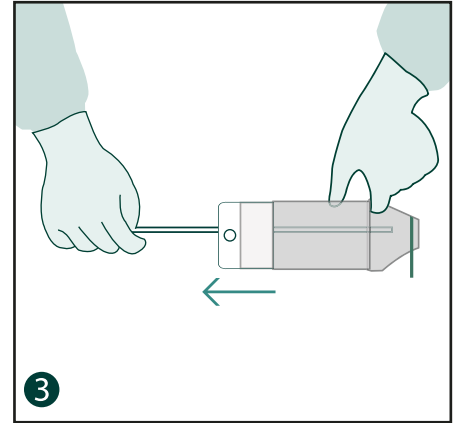
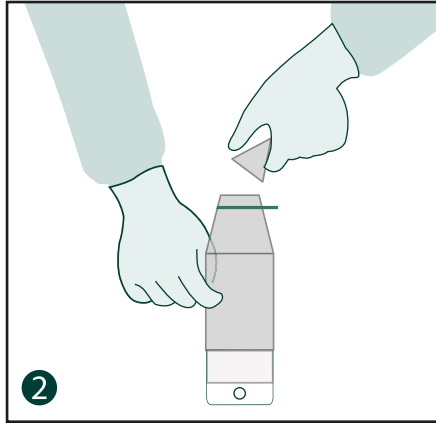
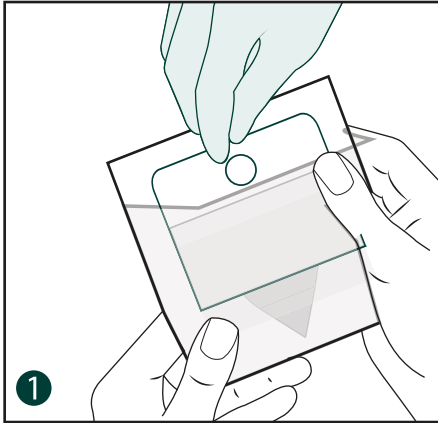
Manufacturing Method

Main manufacturing processes for Cardboard Camera Cover are consists of

- Nylon production,
- Cutting-sticking,
- Folding,
- Packaging,
- Parcelling and
- EO sterilization.

Cardboard Camera Cover

Instructions For Use



- 1 Peel up individual pouch and remove the cover from it.
- 2 Insert endoscope through rigid applicator of folded drape and triangle cut tip up to its camera connector side.
- 3 Wrap the portion of drape that covers camera connector side of endoscope with adhesive tape pre-attached to the triangle cut tip of a film.
- 4 Partially remove endoscope out and connect camera device to the endoscope.
- 5 Make assistant to pull and apply protective cover onto the remaining cabling of a camera device.
- 6 In case if there is an extra adhesive tape, wrap around the portion of drape where cabling connects to the camera device.

